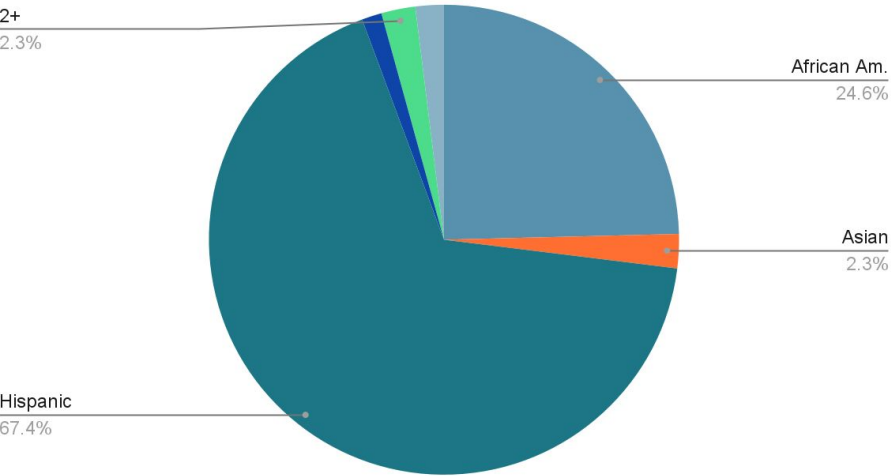


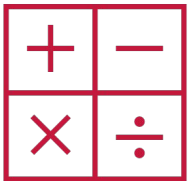
Gaywood Elementary School



Demographics




512
Enrollment



45%
Math Student Growth




93.8%
Attendance Rate



36%
English Language Arts Student Growth



N/A
Graduation Rate



58.5%
English Learners Making Progress Towards Learning English

Students by the Numbers

Current partners engaged with the community...

5	ADA 504
386	FARMS/Economically Disadvantaged
247	Multilingual Learners
47	Students with Disabilities
15	Talented and Gifted Students

25 Partners and Growing

- Zion Church
- St.George Church
- SSAI
- Prince George's County Parks and Recreation
- AmeriGroup



Gaywood Elementary School



Who
participated in
our Assets and
Needs
Assessment?

138

Students

135

Families

46

Staff

0

Community
Members



What did we learn?



Student Feedback

Academic Support Needs: While many students feel they can access help sometimes or always, about **29.8% report they “always” get help**, leaving room for improved consistency.

Mental Health and Emotional Support: Only **39.3% feel they always have access** to emotional support; others are unsure or unaware of how to get help.

Connection to Learning: Just **19.6% of students “always” see how their learning connects to real life**—a signal to strengthen relevance in instruction.

Voice and Agency: Only **25.8% feel they “always” have chances to help make decisions** at school.



Staff Feedback

Student Identification Systems: Staff report strong systems (over 97%) for identifying students struggling with academics, behavior, and attendance.

Mental Health Support: Only **46.3% say the school uses whole-school programs** for mental health—this area is less developed compared to academics or attendance.

Family Needs:

- **20.2% need English language instruction**
- **19.9% need help with food insecurity**
- **13.9% need clothing/shoes**
- **47.4% of staff agree English instruction is a priority need for families**



Community Feedback

-More opportunities to engage with families face to face

Priorities and Opportunities

Rigorous,
Community-Connected
Classroom Instruction and
Expanded, Enriched
Learning Opportunities



Integrate **multicultural texts**, family stories, and history relevant to Gaywood's diverse community (56% Latino, 25% African American).

Use **home language supports** in science and math (anchor charts, bilingual word walls, multilingual family homework).

Collaborative Leadership,
Shared Power, and Voice



Relaunch and rebrand the **Parent Leadership Organization (PLO)**

Embed **student input surveys** after major school events or academic initiatives

Integrated Systems
of Support



Develop a **School Health Resource Guide** (bilingual) to send home with every student

Create a **“How to Get Help at Gaywood” visual guide** with icons and QR codes

Use **preferred communication modes**—text, phone, and in-person—to share support options

Train all staff on how to connect families to services through a **Support Referral Pathway Map**

Culture of Belonging,
Safety, and Care



Priority: Help every student feel seen, valued, and included—every day. Create **“Student Identity Walls”** in classrooms where students showcase family, culture, hobbies, and languages. Design a **“Family Belonging Wall”** featuring family photos, traditions, and student reflections on home culture

Powerful Student and
Family Engagement



Priority: Build consistent, clear, and culturally responsive communication pathways between school and home.

Reimagine events as **“Family Nights with Purpose”** (e.g., STEM & Soul Food Night, Culture & Coding Café, Game Night with Math)

Offer **childcare, interpretation, and transportation** to remove barriers. Recruit **family volunteers** as greeters, translators, activity leaders, and survey takers