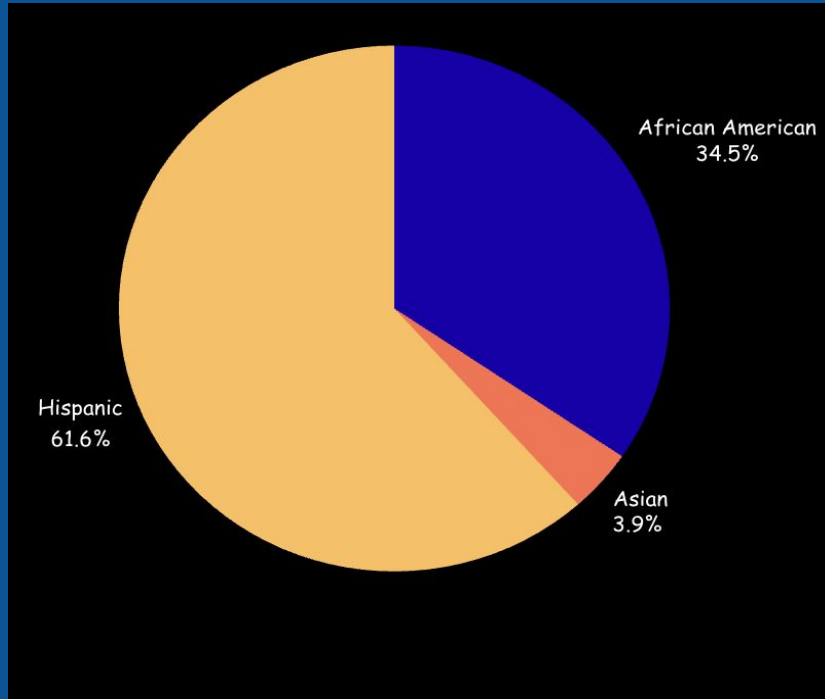



James H. Harrison Elementary School




304
Enrollment



46%
Math Student Growth



92.3%
Attendance Rate



42.5%
English Language Arts
Student Growth



N/A
Graduation Rate



72.2%
English Learners Making
Progress Towards Learning
English

Students by the Numbers

202	Economically disadvantaged
219	FARMs
121	Multilingual Learners
92	Students with Disabilities

12 Partners and Growing!

To name a few...

- Brighter Bites
- Girls on the Run
- Side by Side
- Touch of Love Baptist Church

James H. Harrison Elementary School

Who participated in our Assets and Needs Assessment?

45

Students

54

Families

46

Staff

Findings

Students

- Students can get support with academics, attendance, and behavior.
- Students feel safe being honest with school staff.
- Students at James H. Harrison feel welcome in the building.

Families

- Families have full access to their child's data (grades, attendance).
- Families feel welcome and included.
- Communication between parents and staff is clear and accessible.

Staff

- On average, most teachers stay for 5+ years.
- Most staff feel additional supports can be provided for reading and math.
- Supports most staff feel are needed: additional emotional supports, free and healthy food access, ELL for families.

Priorities and Opportunities

Rigorous, Community-Connected Classroom Instruction and Expanded, Enriched Learning Opportunities



- Student field trips
- Assembly programming connected to classroom curriculum



Collaborative Leadership, Shared Power, and Voice



- Steering Committee
- Student government



Integrated Systems of Support



- ELO for students
- Monthly PBIS incentives



Culture of Belonging, Safety, and Care



- Lunch bunches
- Programming focused on social-emotional wellness

Powerful Student and Family Engagement



- Quarterly academic-focused parent nights
- Monthly parent workshops
- Parent involvement opportunities