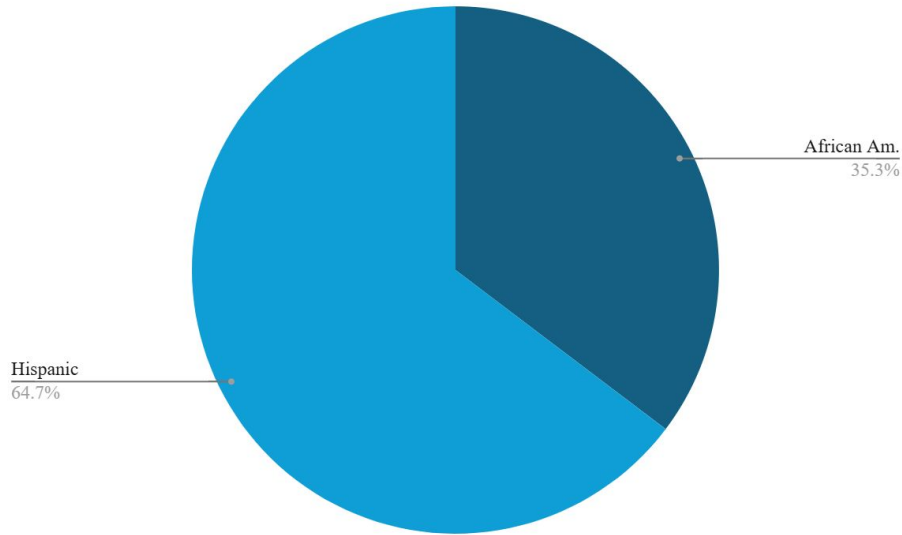
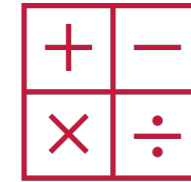


Judge Sylvania Woods Elementary School




540
Enrollment



52%
Math Student Growth



N/A
Attendance Rate



69.5%
English Language Arts Student Growth



N/A
Graduation Rate



59.5%
English Learners Making Progress Towards Learning English

Students by the Numbers		Current partners engaged with the community...
N/A	ADA 504	8 Partners and Growing <ul style="list-style-type: none"> • Fitness Martial Arts • Virtuous Boss • Zion Church • First Baptist Church of Glenarden • Shibach! Ministry
413	FARMS/Economically Disadvantaged	
234	Multilingual Learners	
41	Students with Disabilities	
10	Talented and Gifted Students	



Who
participated in
our Assets and
Needs
Assessment?

0

Students

17

Families

41

Staff

N/A

Community
Members

Judge Sylvania Woods Elementary School



What did we learn?

Student Feedback

- Enjoy hands-on learning and after-school clubs; want more STEM and creative enrichment activities
- Want to feel more heard in decision-making; would like student councils or forums
- Enjoy events and clubs but want more voice and options



Staff Feedback

- Want curriculum support aligned with after-school offerings; need more field trip opportunities
- Need clearer processes for involving families in decisions; request improved communication flow
- Desire more consistent parent engagement strategies; need help reaching hard-to-reach families



Family Feedback

- Appreciate after-school programs but request academic tutoring and enrichment tied to core subjects
- Some feel left out of communication loops or school planning
- Like receiving support but need more flexible engagement opportunities (evenings, virtual, morning, different times)



Community Feedback

N/A

Priorities and Opportunities

Rigorous,
Community-Connected
Classroom Instruction and
Expanded, Enriched
Learning Opportunities



Expand STEM and arts-based after-school programs; offer tutoring aligned with in-class instruction; organize more field trips

Collaborative Leadership,
Shared Power, and Voice



Establish regular family-staff-partner planning meetings; include students in leadership roles; create multilingual communication channels

Integrated Systems
of Support



Partner with additional licensed counselors; host wellness events; improve SEL support systems

Culture of Belonging,
Safety, and Care



Implement cultural awareness events; train staff in trauma-informed care and cultural responsiveness

Powerful Student and
Family Engagement



Schedule flexible meeting times; host multilingual parent workshops; create feedback loops (surveys, focus groups, hotlines)