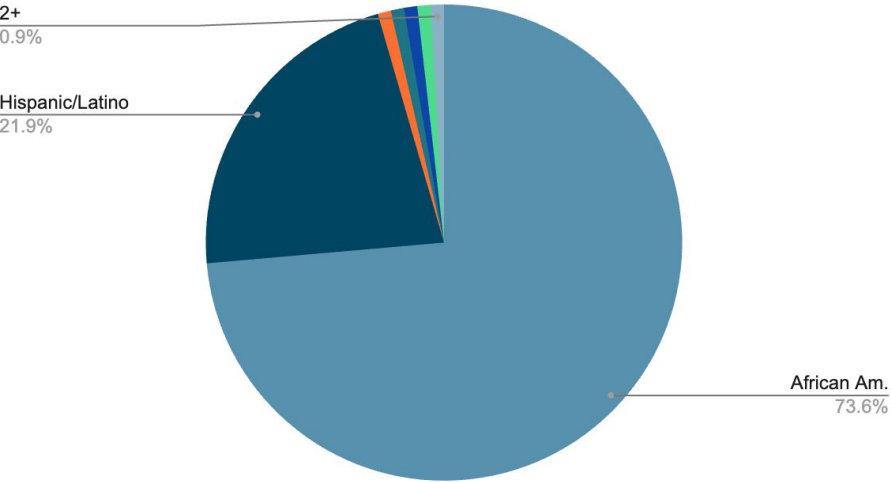


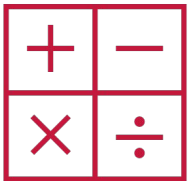
Panorama Elementary School



Points scored




562
Enrollment



44%
Math Student Growth




88.3%
Attendance Rate



51%
English Language Arts Student Growth



N/A
Graduation Rate



65.6%
English Learners Making Progress Towards Learning English

Students by the Numbers

408	FARMS
337	Economically Disadvantaged
98	Multilingual Learners
84	Students with Disabilities

Current partners engaged with the community...

25 Partners and Growing

- First Baptist Church of Glenarden
- BMW Passports
- Community Builders
- Briddell Family Foundation
- Parents as Tutors



Panorama Elementary School



Who
participated in
our Assets and
Needs
Assessment?




Students



Families



Staff



Community
Members



What did we learn?



- Students Are Showing Growth, Especially in ELA and Math Proficiency.
- They are capable of growth when provided with effective instruction and support.
- Still face barriers to consistent attendance and engagement in STEM subjects.



- Demonstrating effective ELA instructional practices.
- Need more support, training, and resources for STEM and differentiated instruction.
- Making progress on attendance and instructional goals.
- Need to refine intervention strategies, align curriculum with standards, and better utilize support services.



- Likely more engaged than before, particularly among FARMs families, as shown by improved academic outcomes.
- May still need support with attendance-related barriers.
- Community partners support field trips and after-school programming but are not consistently integrated into planning or leadership efforts.
- Families and staff express a need for **stronger partnerships around health services**, dental/vision care, and food insecurity.
- There's a need to **expand volunteerism and outreach**, particularly to increase family and community presence beyond events.

Priorities and Opportunities

Rigorous,
Community-Connected
Classroom Instruction and
Expanded, Enriched
Learning Opportunities



Expand Equitable Access to Enrichment Programs
Make Learning More Real-World Relevant
Increase Awareness and Visibility of Opportunities
Integrate Enrichment into Core Instruction
Partner with community organizations
Develop teacher capacity
Create a centralized resource hub

Collaborative Leadership,
Shared Power, and Voice



Increase Family Awareness and Participation in Leadership Roles
Include Student Voice in Decision-Making
Engage Community Partners More Intentionally
Train staff and school leaders

Integrated Systems
of Support



Increase Awareness and Utilization of Health and Wellness Services
Strengthen Coordination Between School and External Service Providers
Partner with mobile health units
Conduct parent workshops and staff training

Culture of Belonging,
Safety, and Care



Amplify Underrepresented Voices
Deepen Cultural Responsiveness
Foster Two-Way Communication and Trust
Strengthen family engagement
Offer staff professional learning

Powerful Student and
Family Engagement



Strengthen Family Leadership and Voice
Improve Two-Way Communication
Create more accessible volunteer opportunities
Conduct home visits
Host culturally responsive workshops