

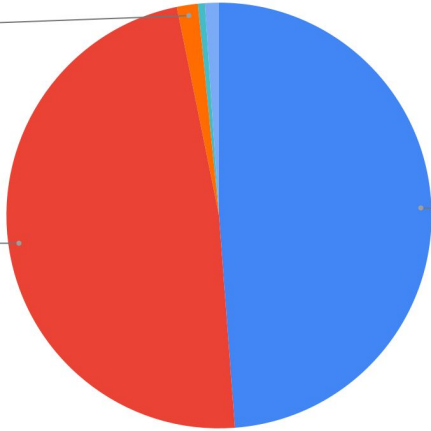


# Robert R Gray E.S. Community School

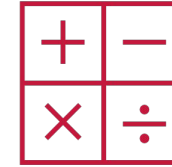
Africans  
1.6%

Hispanics  
48.0%

African American  
48.8%




**375**  
Enrollment



**52%**  
Math Student Growth



**88.0%**  
Attendance Rate



**61%**  
English Language Arts Student  
Growth



**N/A**  
Graduation Rate



**58.4%**  
English Learners Making Progress  
Towards Learning English

## Students by the Numbers

2	ADA 504
179	FARMs/Economically Disadvantaged
119	Multilingual Learners
70	Students with Disabilities
7	Talented and Gifted Students

## Current partners engaged with the community...

**45 Partners and Growing**

- AME Church
- Smart Solutions
- First Bethel Baptist Church
- Cheverly parent resource center
- Glenarden Unit 275
- Maryland Family Resources, INC
- PG Continental
- Craig Memorial



# Robert R Gray Community School



Who participated in our Assets and Needs Assessment?

90

Students

77

Families

53

Staff

0

Community Members



## What did we learn?



- Emotional Problems
- Food Insecurity
- English classes



- Medical services need
- Dentist services need
- Food Insecurity



- Food Insecurity
- Basic needs
- Internet connection



- Engage in learning opportunities
- Academic support
- Students needs

## Priorities and Opportunities

Rigorous, Community-Connected Classroom Instruction and Expanded, Enriched Learning Opportunities



Collaborative Leadership, Shared Power, and Voice



Students:

- ~74% academic help
- ~66% behavior/mental support
- ~66% after-school/field trips
- ~64% college prep

Parents:

- ~70% events held
- ~54% attend
- ~56% after-school/field trips
- ~51% college prep

Staff:

- ~83% events held
- ~74% attend
- ~85% after-school/field trips
- ~77% college prep

About 49% of families and staff feel they consistently have opportunities for leadership and decision-making. Some recommendation are to strengthen and expand leadership opportunities for both groups- families and staff.



# Robert R Gray Community School



Who participated in our Assets and Needs Assessment?

90

Students

77

Families

53

Staff

0

Community Members



## What did we learn?



- Emotional Problems
- Food Insecurity
- English classes



- Medical services need
- Dentist services need
- Food Insecurity



- Food Insecurity
- Basic needs
- Internet connection



- Engage in learning opportunities
- Academic support
- Students needs

## Priorities and Opportunities

Integrated Systems of Support



Students:

- ~29% need emotional support
- ~22% need help feeling safe at home
- ~36% need nothing

Parents:

- ~15% need help with food, healthcare, or vision
- ~56% need nothing

Staff report students face:

- ~42% food insecurity
- ~32% lack clothes/shoes
- ~28% emotional issues
- ~27% need health care
- ~23% need dental care
- Only 5% say families need nothing

It is recommended we continue providing education on mental health, self-advocacy, and tools to support student and family needs throughout the school year.

Culture of Belonging, Safety, and Care



### Inclusion & Belonging:

- ~67% of students,
  - ~81% of families,
  - ~93% of staff say families feel included
  - ~53% of students,
  - ~49% of parents
  - ~67% of staff say culture is reflected in education.
  - ~90%+ across all groups say the school welcomes everyone.
- It is recommended we continue strengthening a culture of belonging, safety, and care for all.



# Robert R Gray Community School



Who participated in our Assets and Needs Assessment?

90

Students

77

Families

53

Staff

0

Community Members



## What did we learn?



- Emotional Problems
- Food Insecurity
- English classes



- Medical services need
- Dentist services need
- Food Insecurity



- Food Insecurity
- Basic needs
- Internet connection



- Engage in learning opportunities
- Academic support
- Students needs

## Priorities and Opportunities

Powerful Student and Family Engagement



Students engage in events like PBIS, field trips, academic contests, clubs, and tutoring.  
Families are involved year-round through celebrations, workshops, and themed nights.  
Staff participate in events, training, and collaboration.  
Community partners support with donations, guest speaking, and event participation.

It is recommended we continue engaging and empowering students, families, and partners.