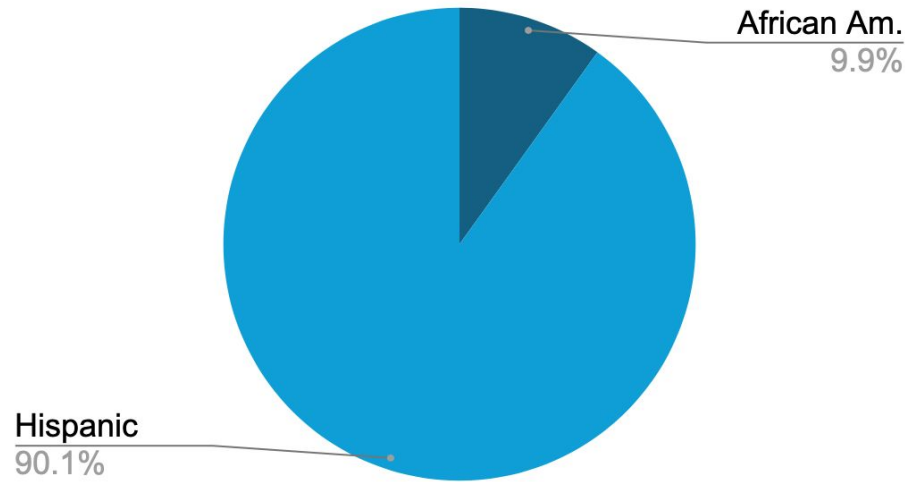


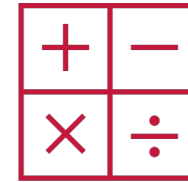
Rosa L. Parks Elementary Community School



Rosa L. Parks Elementary School Infographic




607
Enrollment



44%
Math Student Growth



95%
Attendance Rate



54%
English Language Arts Student Growth



N/A
Graduation Rate



9.6%
English Learners Making Progress Towards Learning English

Students by the Numbers

1	ADA 504
54.5%	FARMS/Economically Disadvantaged
69.2%	Multilingual Learners
10.3%	Students with Disabilities
18	Talented and Gifted Students

Current partners engaged with the community...

26 Partners and Growing

Autism Society of Maryland, BBA, Beauselcan, Brasforgirls, Brian Heat, C & J Migrant, Chess Wizards, City of Hyattsville, City Swing Foundation, Elaine Ellis Health Center, Hyattsville Police Department, Judy Center, Maryland Legal Aid, LindaBen Foundation, Prince George's Police Department, Sardis – College Park, Salud Holistic, Shauna King, Three Brothers – Hyattsville, Together Program – UMD, TzuChi Foundation, University of Maryland – College Park, University Park Church of Christ, Wawa, Wegmans – Woodmore, and WhizKids.



Who participated in our Assets and Needs Assessment?



Students



Families



Staff

Rosa L. Parks Elementary Community School



What did we learn?



- Strong academic support is in place-Nearly 80% of students said they can always or sometimes get help with schoolwork when needed.
- Students can easily monitor their academic progress- 41.2% of students reported they can always check their grades.
- Behavioral support is accessible to many-Half of students (50.6%) said they can always or sometimes access help with behavioral challenges.
- Mental health support is reaching students-Over 50% of students said they can always or sometimes get help managing feelings or worries.
- Health services are available for some students- 29.4% of students said they can always get help with physical health or seeing a doctor.



- 100% of staff reported the school has tools/processes to identify students struggling with academics.
- 91.7% of staff said there are systems to identify students with attendance issues.
- 87.5% of staff indicated tools exist to recognize behavioral challenges in students.
- 79.2% of staff reported having ways to identify students facing mental health concerns.
- 71.4% of staff said the school always provides field trips, after-school, or summer programs, supporting student enrichment.



- Strong Access to Academic Support – 84.2% of families said their child can always or sometimes get extra help with learning and schoolwork.
- Most Families Can Access Attendance Support – Nearly 69% of families reported they can get help with attendance.
- Behavioral Support is Largely Available – 68.6% of families felt they can access help with behavioral issues.
- Families Can Easily Check Grades and Attendance – 85% can always or sometimes check their child's grades. – 82.8% can always or sometimes check attendance.
- Families Strongly Prefer Personal Communication – 77.0% prefer in-person communication. – 74.7% prefer phone calls—showing strong engagement and willingness to connect with the school.

	Priorities and Opportunities
Rigorous, Community-Connected Classroom Instruction and Expanded, Enriched Learning Opportunities 	<ul style="list-style-type: none"> • Continue developing after school programs that provide opportunities students wouldn't have otherwise. • Foster a strong, diverse staff culture. • Create more memorable experiences through field trips. • Increase parent involvement in our afterschool programs.
Collaborative Leadership, Shared Power, and Voice 	<ul style="list-style-type: none"> • Support students with social-emotional learning (SEL) mentorship to address emotional challenges. • Provide targeted tutoring to enhance student comprehension and academic skills. • Boost parent participation in our informative parent engagement events. • Collaborate closely with our Special Education and Autism departments to involve them in key decision-making processes.
Integrated Systems of Support 	<ul style="list-style-type: none"> • Raise awareness about available health, dental, and mental health support services. • Expand partnerships that align with and respect our community's cultural values. • Promote mentorship programs tailored for both boys and girls. • Inform parents about additional resources offered by our community partners that can provide further support.
Culture of Belonging, Safety, and Care 	<ul style="list-style-type: none"> • Build and strengthen partnerships with organizations that deeply understand and reflect our community's culture. • Host family events designed to be inclusive and welcoming to all families. • Provide resources and partnerships that empower families through access to current technology and digital tools.
Powerful Student and Family Engagement 	<ul style="list-style-type: none"> • Expand after-school enrichment programs to offer more opportunities for students. • Increase the number of engaging and educational field trips. • Maintain ongoing community outreach and organize events that support our families.