



Family Institute Session

# “Early Childhood Resources for Kindergarten Readiness”

---

April 28, 2026

Coordinated and Facilitated by:

**PGCPS Department of Family and Community Partnerships**

*Dr. Sheila Jackson, Director*



# WHY Family Institute?

**It's About Ensuring Success for  
ALL of Our Children by  
developing and maintaining  
Strong Partnerships Between Home and School!**



**Tonight's Simultaneous Interpreters: / Intérpretes simultánea de esta noche:**

**\*\*Dilayla Barriga-Avila - [dilayla.barrigaavila@pgcps.org](mailto:dilayla.barrigaavila@pgcps.org)**

**\*Iliana Stivason - [iliana.stivason@pgcps.org](mailto:iliana.stivason@pgcps.org)**



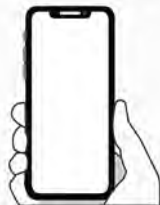
**On a computer** -- At the bottom of the screen will be an interpretation globe. Click that globe and then select *Spanish*.

**En una computadora** -- En la parte baja de la pantalla habrá un globo de interpretación. Haga clic en ese globo y seleccione "Spanish."

**On a mobile device** -- At the bottom of the screen, tap the ellipses icon on the bottom right (...).

Tap *Language Interpretation* .

Tap *Spanish*.



**En dispositivo móvil** -- En la parte baja de la pantalla, toca el icono de elipses en la parte baja derecha (...).

- Toque *Language Interpretation* .
- Toque *Spanish*

*Simultaneous interpretation is available in Spanish.*

La interpretación simultánea está disponible en español.



# Who is Here This Evening?

**Please sign-in:**

complete our Secure Attendance Roster Process:

<https://forms.gle/qBC9B49Ma51HapMF6>

- ❏ If you cannot access the form, please use the Chat Box and tell us: Your name, school affiliation and role





# SESSION NORMS

**Please:**



**Sign in on our Secure Attendance Form:**

<https://forms.gle/qBC9B49Ma51HapMF6>



**Cameras on and microphones off.**  



**Participate freely.**



**Assume positive intentions.**



**Speak and listen with respect.**



**Share succinctly.**



**Please complete our feedback form at the end of the session:** <https://forms.gle/SDXqyPQsfLEt4oxNA>





# PRINCE GEORGE'S COUNTY BOARD OF EDUCATION

**Chair** Brannndon D. Jackson, District 6

**Vice Chair** Jonathon Briggs, M.S. Ed., M.L.S. District 2

District 1 ~ Tiffini Andorful, Ph.D.

District 3 ~ Pamela Boozer-Strother, MBA, CAE

District 4 ~ Aimee Olivo, MBA

District 5 ~ Robin Brown, MA

District 7 ~ Phelton Moss, Ph.D., District 7

District 8 ~ Zakyia Goins-McCants, M.S.

District 9 ~ Chandrai Jackson-Saunders, M.S.

Student Board Member ~ Erioluwa Ajakaye

**Secretary/Treasurer/Interim Superintendent ~ Dr. Shawn Joseph**



Dr. Sheila Jackson Director  
Sandra Carr- Administrative Coordinator

***Family Engagement Team***

Winsome Falby - Team Specialist (Red)  
Neftali Ortiz - Team Specialist (Yellow)  
April Shannon - Team Specialist (Blue)

***Community Partnerships***

Janice Cooke, Volunteer & Community Outreach  
Ronald Wilson, Strategic Partnerships

***[CLICK HERE: How can we support your school?](#)***

**Meet Team DFCP**

https://wordwall.net/resource/42874/english/alphabet-wheel

# WHAT DOES the DEPARTMENT OF FAMILY & COMMUNITY PARTNERSHIPS DO?

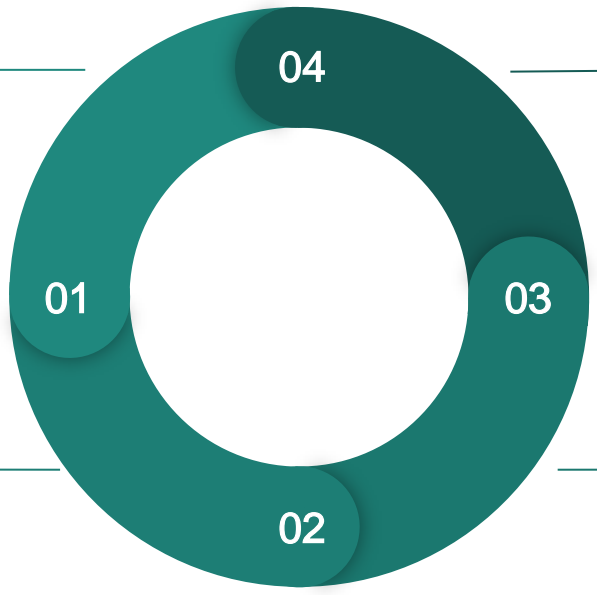


## FAMILY, SCHOOL, & COMMUNITY PARTNERSHIPS SYSTEMIC WORK, EXTERNAL PARTNERSHIPS + DEPARTMENTAL GUIDANCE

- **DR, SHEILA JACKSON**
  - Systemic Policy and Cross Functional Work
  - PD: Family Institute for Families and Staff
  - PCAC, SECAC, etc.
  - Code of Conduct for Families, Volunteers and Visitors
  - MSDE, USDE, NAFSCE, IEL, & Flamboyan partnerships

## DIRECT SCHOOL SUPPORT WORK

- **NEFTALI ORTIZ**, Diversity & Male Role Model Engagement + **34 PEAs**
- **WINSOME FALBY**, Alumni Engagement & Parent Cafes + **34 PEAs**
- **APRIL SHANNON**, Parent Leadership Organizations + **34 PEAs**



## COMMUNITY PARTNERSHIPS & VOLUNTEERS

- **JANICE COOKE**, Volunteer On-Boarding/Training/Monitoring, Community Partnerships & Systemic Partnership Activities

## BUSINESS & COMMUNITY STRATEGIC PARTNERSHIPS WORK

- **RONALD WILSON**, Strategic Partnerships: Businesses, Communities & Faith-Based + Adopt-A-School; MOUs, Etc.

# 5 Systemic “BIG Rocks”

- **Special Education and Multilingual Learners**

- **Mathematics and Literacy**

- **Chronic Absenteeism**

- **Expanding Internships and Dual-Enrollment**

- **Organizational Culture**

# AGENDA

■ 6:00 - 6:15

Check-In

Welcome, Introductions &

■ 6:15 - 7:15

*Kindergarten*

Presentation: *“Early Childhood  
Resources for*

*Resources”*

■ 7:15 - 7:27

Open Discussion, Q&A,  
Opportunities for

Collaboration

# PRESENTER(S)

- Kisha Lawrence, Early Childhood Resource Teacher
- Alicia Black, Early Childhood Instructional Specialist
- Summer Carter, Early Childhood Instructional Supervisor

April 28, 2026

# Literacy and Kindergarten Readiness

Summer Carter, Alicia K. Black, Kisha Lawrence

Department of Early Childhood

# Materials

Please take a moment to gather the following materials for tonight's session.



**PAPER**



**PENCIL, CRAYON  
PEN, OR MARKER**



**CHILDREN'S  
BOOK**

# Early Childhood Office



- **Summer Carter**; Instructional Supervisor
- **Alicia K. Black**; Instructional Specialist
- **Kathy Howard Lassiter**; Instructional Specialist
- **Katina Kearney, Ph.D.**; Instructional Resource Teacher
- **Kisha Lawrence**; Instructional Resource Teacher
- **Shanae Treadwell**; Instructional Resource Teacher




# Learning Outcomes



Parents will understand key early literacy skills and their importance.

Parents will learn practical strategies to support their child's literacy development at home.



Parents will be equipped with engaging activities to make learning fun.



# Why Literacy?

Literacy means the ability to read and write, but it also includes listening, speaking, and understanding language.

## Why Literacy is Important:

- **Builds Strong Foundations:** Literacy is the foundation for learning in all subjects.
- **Develops Communication Skills:** Helps children express themselves clearly and understand others.
- **Boosts Confidence:** Early literacy skills help children feel confident when they start school.
- **Supports Academic Success:** Reading and writing skills are essential for success in school and life.

## How You Can Help:

- **Read Together Daily:** The more you read, the better your child's language skills will be.
- **Talk About Books and Stories:** Ask questions about stories and talk about the pictures.
- **Encourage Writing:** Help your child "write" by drawing, making marks, or writing letters.



# Family Activities

- 1. Story Treasure Hunt:** Hide books around the house and have your child find them, then read together.
- 2. Family Storytime:** Take turns making up a story and adding new parts to it as a family.
- 3. Grocery List Game:** Have your child help write and read the grocery list while shopping.



# Family Activity



## Materials:

- Paper
- Pencil, crayon, or pen

## Directions:

- Talk to your child about the foods you need at home. Choose 2 items to write.
- Have your child sound out words or identify the beginning sound of the word.
- If your child can't read yet, use pictures.
- After writing the list, read it out loud together.
- Bring the list to the store and ask your child to find and check off items as you shop.

## Shopping List

- |                          |          |   |
|--------------------------|----------|---|
| <input type="checkbox"/> | grapes   |  |
| <input type="checkbox"/> | cheese   |  |
| <input type="checkbox"/> | bread    |  |
| <input type="checkbox"/> | milk     |  |
| <input type="checkbox"/> | apples   |  |
| <input type="checkbox"/> | muffins  |  |
| <input type="checkbox"/> | broccoli |  |

# Alliteration: Playing With Sounds!

Alliteration happens when words in a sentence or phrase start with the same sound.

**Example:** "Big brown bears" or "Five Funny frogs flip fast."

## Why It's Important:

Helps children recognize and hear different sounds in words.

Builds listening and speaking skills, which are important for reading.

Improves memory and word recognition.

## How to Practice at Home:

Point out alliteration in everyday life: "Can you find anything that starts with the sound 'B'?"

Make up simple alliterative phrases with your child: "Let's say 'Silly Sammy sings songs!'"



# Family Activities

## Parent-Child Activity:

- **Alliteration Name Game:** Use each family member's name to create a silly sentence (e.g., "Jumping Jessica juggles jelly beans.")
- **Tongue Twister Challenge:** Try saying tongue twisters together and see who can say them the fastest!
- **Sound Sorting Game:** Choose a letter sound (e.g./m/). Find objects that begin with that sound. (e.g. milk, marker, mug)



# Family Activity

## Directions:

- Choose a fun tongue twister and say it aloud.
- Have your child repeat after you!
- Start slow, then speed up for a challenge!



Hippo had  
a hotdog.



Cowboy Cody  
caught a  
cactus!



A big brown  
bear bought  
butter and  
beans.



Angry ants  
ate an  
apple!



# Rhyming: The Fun of Rhyming Words

Words that end with the same sound, like "cat" and "hat."

**Example:** "The cat sat on the mat."

## Why It's Important:

- Builds phonological awareness, which is essential for reading.
- Helps children identify patterns in language.
- Makes reading fun and engaging through playful sounds.

## How to Practice at Home:

- Read rhyming books and emphasize the rhyming words.
- Play rhyming games: "Can you find a word that rhymes with 'dog'?"
- Sing nursery rhymes and songs with your child.



# Family Activities

- 1. Rhyming Scavenger Hunt:** Find objects around the house that rhyme (e.g., clock and sock).
- 2. Silly Rhyme Stories/Poem:** Make up a story where every sentence ends with a rhyming word.
- 3. Rhyme Toss:** Toss a ball back and forth, saying a new rhyming word each time.



# Family Activity

## Directions:

- Read the rhyme aloud, emphasizing the rhyming words.
- Reread the rhyme and add family names.
- Remind them that rhyming words have the same ending sound.



## Willabee, Wallaby, Woo

Willabee, Wallaby **Woo**  
An elephant sat on **you**

Willabee, Wallaby, **Wee**  
An elephant sat on **me**

Willabee, Wallaby, **Warcus**  
An elephant sat on **Marcus**

Willabee, Wallaby, **Waddie**  
An elephant sat on **Maddie...**



# Comprehension of Text: Understanding What We Read

Being able to understand and remembering what you read.

**Example:** After reading a short story, ask your child, “What happened in the story?” or “Who was your favorite character?”

## **Why It’s Important:**

- a. Helps children understand the meaning of what they are reading.
- b. Encourages conversation about the story and builds vocabulary.
- c. Prepares them for more complex reading tasks in the future.

## **How to Practice at Home:**

- Ask your child simple questions about books you read together.
- Discuss the pictures in the book and how they relate to the story.



# Family Activities

- **Story Acting:** Pick a favorite story and act it out together using props/puppets and voices.
- **Draw a Scene:** Draw your favorite character from the story and/or draw a picture of your favorite part of the story and explain what happened.
- **End Guessing Game:** Stop before the last page and ask your child how they think the story will end.



# Family Activity

## Directions:

Listen to the story, once paused, draw a picture of how you think the story will end.



# Emergent Writing: From Scribbles to Stories

The early stage of writing when young children use drawings, scribbles, and letters to express their ideas.

**Example:** A child draws a picture of their family and adds lines or letters to “tell” the story.

## **Why It’s Important:**

- a. Children learn that writing is a way to share their thoughts and ideas.
- b. It helps children understand how letters and sounds work together.
- c. Children feel proud of their work and become more willing to express themselves.

## **How to Practice at Home:**

- Give your child crayons, markers and paper so they can draw and write freely.
- Ask you child to explain their drawing and write down what they say to show that their ideas matter.



# Family Activities

- 1. Drawing and Labeling:** Have your child draw a picture and try to label it with letters or scribbles. Ask them to tell you what it says.
- 2. Name Practice:** Encourage your child to practice writing their name using crayons, markers, or even finger tracing in sand or shaving cream.
- 3. Write during Play:** Set up pretend play (grocery store, restaurant) and have your child write lists, menus, or signs.



# Family Activity



## **Materials:**

- Paper
- Pencil, crayon, or pen

## **Directions:**

- Give your child paper and crayons.
- Ask them to draw something they like (e.g. family, friends, or favorite food).
- Have them add writing (e.g. letters, scribbles, or their name).
- Invite them to share what they wrote.




# Concepts of Print: Learning How Books Work

Understanding how books and print work (e.g., how to hold a book, where to start reading, recognizing letters and words).

- **Example:** Showing your child the title of the book and explaining that we read from left to right.
- **Why It's Important:**
  - a. Lays the foundation for future reading skills.
  - b. Helps children recognize the basic structure of books and print.
  - c. Builds understanding of how text and pictures work together.

## How to Practice at Home:

- Show your child how to hold a book and where to start reading.
- Point to words as you read and talk about the title, author, and pictures.

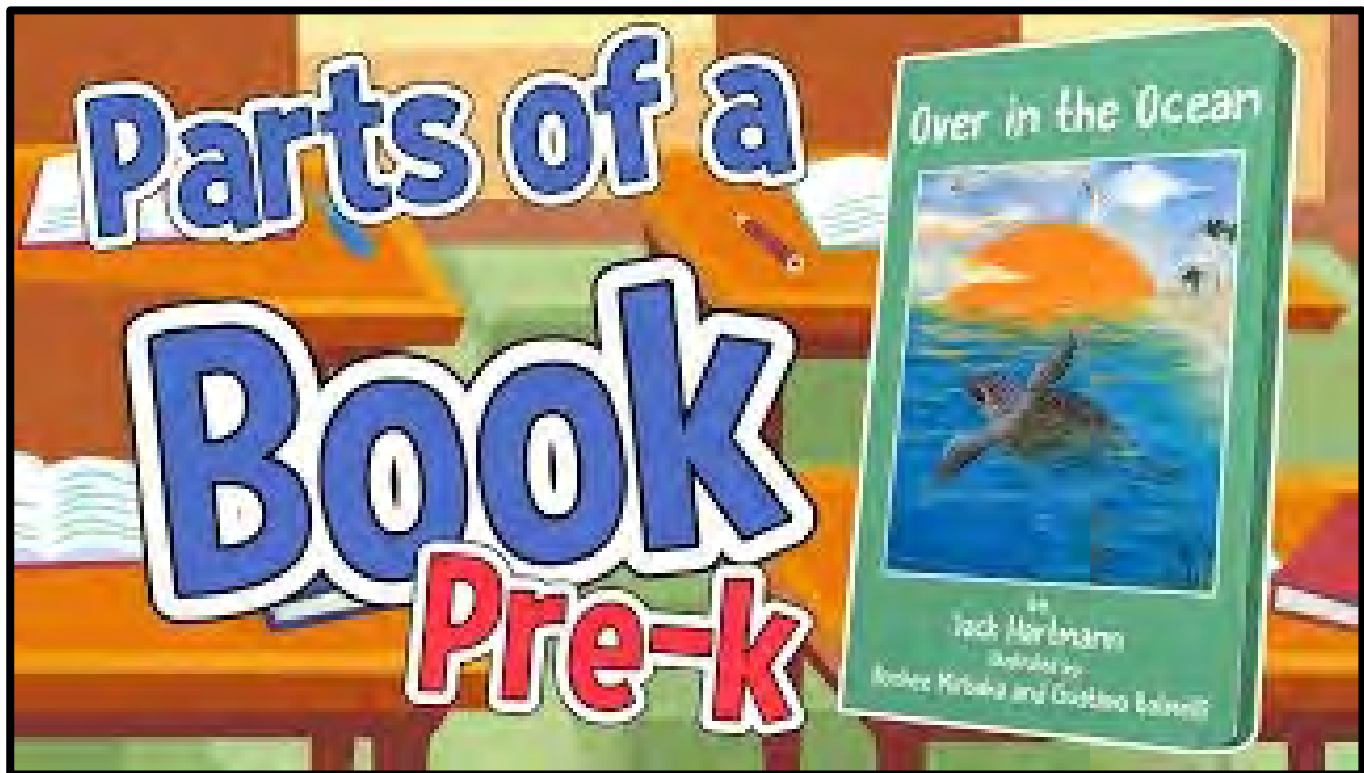


# Family Activities

## Parent-Child Activities:

- 1. Book Detective:** Have your child point out the parts of a book and then have them point out letters, words, and punctuation marks in a book.
- 2. DIY Book:** Create a simple book together by drawing pictures and writing simple sentences.
- 3. Title Finder:** Read the title of a book and ask your child to guess what the story is about.






# Family Activity

## Directions:

- Let your child choose a book.
- Together, point to the front cover, back cover, title, spine, author, and illustrator.



# Alphabet (Upper/Lower) Case: Recognizing Letters



Knowing the letters of the alphabet (both upper and lower case) and their sounds.

**Example:** "A is for apple" or "B is for ball."

## Why It's Important:

- Helps children recognize letters and understand their sounds.
- Is crucial for spelling, reading, and writing.
- Develops the ability to recognize familiar words and spell them.

## How to Practice at Home:

- Point out letters in everyday objects (e.g., labels, signs, or boxes).
- Practice saying and writing the alphabet together.



# Family Activities

- 1. Alphabet Hunt:** Look for letters on signs, food boxes, and household items.
- 2. Letter Art:** Use everyday objects to form letters (e.g., spaghetti, sticks, or buttons).
- 3. Name Game:** Write your child's name in big letters and have them decorate it.



# Family Activity

## Alphabet Wheel

### Directions:

- Let your child spin the wheel.
- When the wheel stops, ask your child to identify the letter.
- Repeat for as long as child shows interests.



# So, You're Going to Kindergarten: Preparing for the Next Big Step

## How Parents Can Support

- Create a print-rich environment
- Model good reading habits
- Celebrate progress and encourage curiosity

## Helping Your Child Develop Language & Literacy

- Read together daily (ask questions, discuss pictures)
- Practice recognizing letters and sounds
- Encourage storytelling and conversation
- Introduce writing through drawing and tracing letters

## Fun Activities to Try at Home

- Label common household items with words
- Play rhyming and word games
- Sing songs and nursery rhymes
- Visit the library and explore books together




# Family Activities

- 1. Reading Together Daily**
- 2. Letter Recognition Games**
- 3. Rhyming Activities**
- 4. Practice Writing**
- 5. Storytelling and Retelling**



# Connect for Learning Family Letters

Please click the book to access the family letter for each unit.



# Resources



- How to Prepare Your Child for Kindergarten  
<https://bit.ly/PrektoKready>
- Transition Packet for Parents English  
<https://bit.ly/PrektoKEng>
- Transition Packet for Parents Spanish  
<https://bit.ly/PrektoKSpan>



thank you



Department  
of  
EARLY LEARNING  
PRINCE GEORGE'S COUNTY PUBLIC SCHOOLS



PRINCE GEORGE'S COUNTY PUBLIC SCHOOLS • [www.pgcps.org](http://www.pgcps.org)





# THE KEY...

“Nothing is more important to the success of children than the quality of **relationships** between and among students, educators and parents.”

-Dr. James P. Comer, 1970

***People don't care how much you know until they...***



# REMINDERS: What PGCPS Expects From Parents:

- Update all contact information in ParentVue / Synergy and with your child's school
- Fulfill all Responsibilities of parent/guardians
- Set small goals for your child
- Designate a learning space that works for your family
- Talk your child about what they are learning
- Encourage your child as a learner
- Let your child know that you love her/him!



# What PGCPS Offers To Parents/Families

- **PGCPS Interim Superintendent meetings**
- **Participation in Bi-Weekly Board of Education Meetings as speakers**
- **Support to establish and maintain a Parent Leadership Organization: PTA/PTSA/PTO/PTSO/Parent Clubs/Parent Advisory Groups/Parent Focus Groups/etc.**
- **A Variety of Virtual Webinars** to support parents and caregivers
- **Parent Engagement Assistants and Community Schools Resource Coordinators**
- **An enriched Parent Portal on the PGCPS Website:**  
<https://www.pgcps.org/parents>



# PLEASE GIVE US FEEDBACK!

Thank you for your participation in our session. As a data-driven office, your input and feedback are invaluable for helping us improve our services! Please complete this session evaluation form:

<https://forms.gle/SDXqyPQsfLEt4oxNA>





# SPRING 2026

## VIRTUAL FAMILY INSTITUTE SESSION

SELECT TUESDAYS | 6-7:30 p.m. | <https://tinyurl.com/53cdz8yt>



### MARCH

3

Understanding the PGCPS Assessment Program for 2025-2026



10

Transportation Updates



24

Synergy | ParentVue

### APRIL

14

Making A Difference: Understanding How Your Child's IEP Supports Their Learning



28

Kindergarten Readiness

### MAY

5

Trauma and Resiliency

19

No Slide Zone: Summer Strategies for Parents & Kids



PLEASE REGISTER HERE

# In Conclusion...

**Please complete the session feedback survey tonight!**

**<https://forms.gle/SDXqyPQsfLEt4oxNA>**



Contact information:  
Dr. Sheila Jackson  
[sjackson@pgcps.org](mailto:sjackson@pgcps.org)

Department of Family and  
Community Partnerships  
Family Institute  
301-618-7356